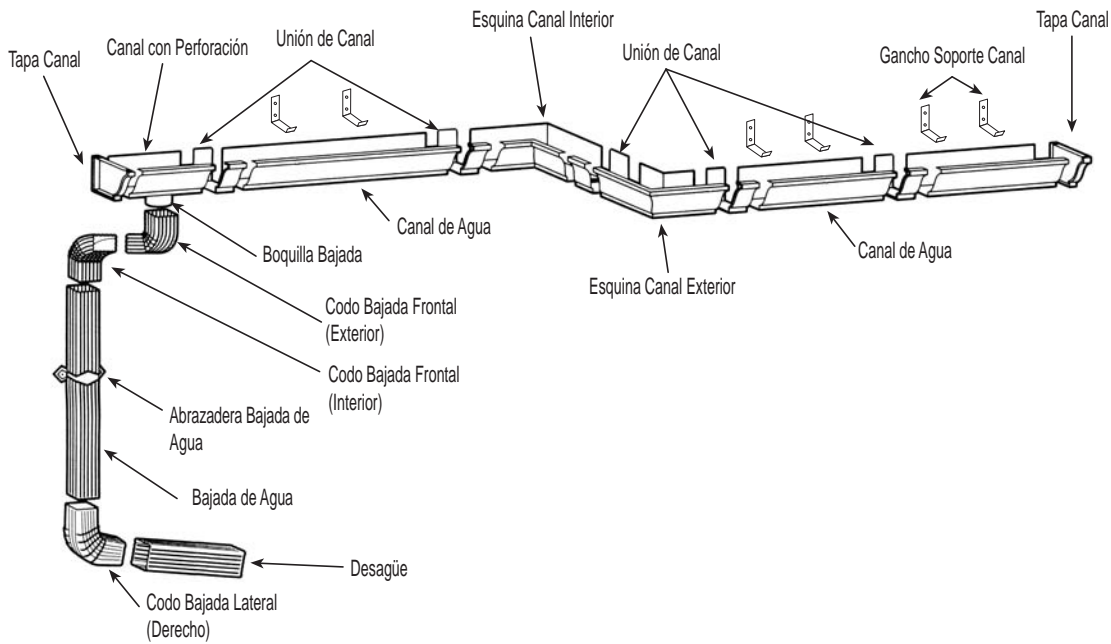






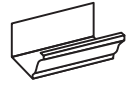






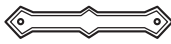


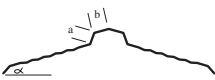
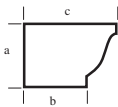




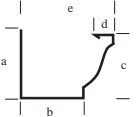
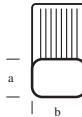
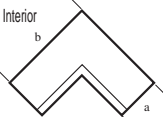
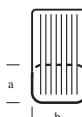
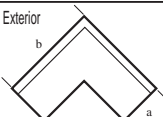
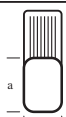
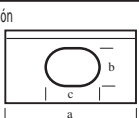
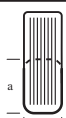
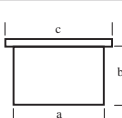
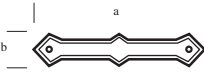
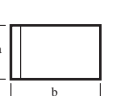


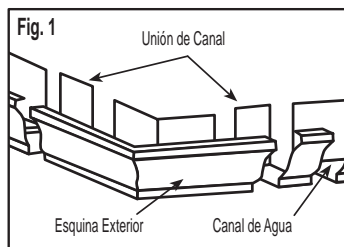


# SOLUCION PARA TECHUMBRE HABITACIONAL

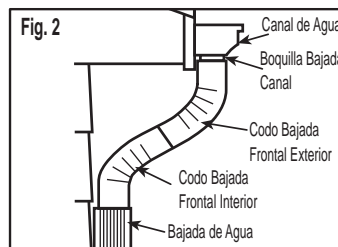


| PIEZAS Y ACCESORIOS   | Medidas Productos Standard  | Cod. SAP   | Medidas m/Lineal   | Cod. SAP   | PIEZAS Y ACCESORIOS   | Medidas Productos Standard | Cod. SAP  | Medidas m/Lineal | Cod. SAP   |      |       |       |   |            |  |      |       |  |  |       |   |                   |       |            |       |  |  |  |  |      |       |  |  |  |  |                   |       |  |  |
|---|---|--|--|--|---|----------------------------|---|------------------|--|------|-------|-------|---|------------|--|------|-------|--|--|-------|---|-------------------|-------|------------|-------|--|--|--|--|------|-------|--|--|--|--|-------------------|-------|--|--|
| <b>Caballete</b><br>    | 3000 x 402 x 0,35   | 27090  | 402 x 0,35   | 27130  | <b>Unión de Canal</b> <i>OPCIONAL</i><br> | 0,35                       | 27120   |                  |  |      |       |       |   |            |  |      |       |  |  |       |   |                   |       |            |       |  |  |  |  |      |       |  |  |  |  |                   |       |  |  |
|   | 2500 x 402 x 0,35   | 27091  | 402 x 0,35   | 27131  |   |                            |   |                  |  |      |       |       |   |            |  |      |       |  |  |       |   |                   |       |            |       |  |  |  |  |      |       |  |  |  |  |                   |       |  |  |
|   | 2000 x 402 x 0,35   | 27092  | 402 x 0,35   | 27132  |   |                            |   |                  |  |      |       |       |   |            |  |      |       |  |  |       |   |                   |       |            |       |  |  |  |  |      |       |  |  |  |  |                   |       |  |  |
|   | 3000 x 330 x 0,35   | 27093  | 330 x 0,35   | 27133  |   |                            |   |                  |  |      |       |       |   |            |  |      |       |  |  |       |   |                   |       |            |       |  |  |  |  |      |       |  |  |  |  |                   |       |  |  |
|   | 2500 x 330 x 0,35   | 27094  | 330 x 0,35   | 27134  |   |                            |   |                  |  |      |       |       |   |            |  |      |       |  |  |       |   |                   |       |            |       |  |  |  |  |      |       |  |  |  |  |                   |       |  |  |
|   | 2000 x 330 x 0,35   | 26632  | 330 x 0,35   | 27135  |   |                            |   |                  |  |      |       |       |   |            |  |      |       |  |  |       |   |                   |       |            |       |  |  |  |  |      |       |  |  |  |  |                   |       |  |  |
|   | 3000 x 303 x 0,35   | 27095  | 303 x 0,35   | 27136  |   |                            |   |                  |  |      |       |       |   |            |  |      |       |  |  |       |   |                   |       |            |       |  |  |  |  |      |       |  |  |  |  |                   |       |  |  |
|   | 2500 x 303 x 0,35   | 27096  | 303 x 0,35   | 27137  |   |                            |   |                  |  |      |       |       |   |            |  |      |       |  |  |       |   |                   |       |            |       |  |  |  |  |      |       |  |  |  |  |                   |       |  |  |
|   | 2000 x 303 x 0,35   | 27097  | 303 x 0,35   | 27138  |   |                            |   |                  |  |      |       |       |   |            |  |      |       |  |  |       |   |                   |       |            |       |  |  |  |  |      |       |  |  |  |  |                   |       |  |  |
|   | 3000 x 250 x 0,35   | 27098  | 250 x 0,35   | 27139  |   |                            |   |                  |  |      |       |       |   |            |  |      |       |  |  |       |   |                   |       |            |       |  |  |  |  |      |       |  |  |  |  |                   |       |  |  |
| 2500 x 250 x 0,35   | 27099   | 250 x 0,35   | 27140  | <b>Tapa Canal (Izquierda)</b><br> | 0,35  | 27112                      |   |                  |  |      |       |       |   |            |  |      |       |  |  |       |   |                   |       |            |       |  |  |  |  |      |       |  |  |  |  |                   |       |  |  |
| 2000 x 250 x 0,35   | 26633   | 250 x 0,35   | 27141  |  |   |                            |   |                  |  |      |       |       |   |            |  |      |       |  |  |       |   |                   |       |            |       |  |  |  |  |      |       |  |  |  |  |                   |       |  |  |
| 3000 x 402 x 0,35   | 27106   | 402 x 0,35   | 27146  |  |   |                            |   |                  | <b>Tapa Canal (Derecha)</b><br> | 0,35 | 27113 |       |   |            |  |      |       |  |  |       |   |                   |       |            |       |  |  |  |  |      |       |  |  |  |  |                   |       |  |  |
| 2500 x 402 x 0,35   | 27107   | 402 x 0,35   | 27147  |  |   |                            |   |                  |  |      |       |       |   |            |  |      |       |  |  |       |   |                   |       |            |       |  |  |  |  |      |       |  |  |  |  |                   |       |  |  |
| 2000 x 402 x 0,35   | 27108   | 402 x 0,35   | 27148  |  |   |                            |   |                  |  |      |       |       |   |            |  |      |       |  |  |       |   |                   |       |            |       |  |  |  |  |      |       |  |  |  |  |                   |       |  |  |
| 3000 x 303 x 0,35   | 27109   | 303 x 0,35   | 27149  |  |   |                            |   |                  |  |      |       |       |   |            |  |      |       |  |  |       |   |                   |       |            |       |  |  |  |  |      |       |  |  |  |  |                   |       |  |  |
| 2500 x 303 x 0,35   | 27110   | 303 x 0,35   | 27150  |  |   |                            |   |                  |  |      |       |       |   |            |  |      |       |  |  |       |   |                   |       |            |       |  |  |  |  |      |       |  |  |  |  |                   |       |  |  |
| 3000 x 303 x 0,35   | 27111   | 303 x 0,35   | 27151  |  |   |                            |   |                  |  |      |       |       |   |            |  |      |       |  |  |       |   |                   |       |            |       |  |  |  |  |      |       |  |  |  |  |                   |       |  |  |
| <b>Cubre Alero</b><br> | 3000 x 100 x 0,35   | 27119  | 100 x 0,35   |  |   |                            |   |                  |  |      |       |       |   | 27152      | <b>Gancho Soporte Canal</b><br> | 2,00 | 27122 |  |  |       |   |                   |       |            |       |  |  |  |  |      |       |  |  |  |  |                   |       |  |  |
|   | <b>Canal de Agua</b><br> | 3000 x 303 x 0,35  | 27100  |  |   |                            |   |                  |  |      |       |       |   | 303 x 0,35 |  |      |       |  |  | 27142 | <b>Bajada de Agua</b><br> | 2000 x 267 x 0,35 | 27103 | 267 x 0,35 | 27145 |  |  |  |  |      |       |  |  |  |  |                   |       |  |  |
|   |   | 2500 x 303 x 0,35  | 27101  | 303 x 0,35   | 27143   |                            |   |                  |  |      |       |       |   |            |  |      |       |  |  |       |   |                   |       |            |       |  |  |  |  |      |       |  |  |  |  |                   |       |  |  |
|   |   | 2000 x 303 x 0,35  | 27102  | 303 x 0,35   | 27144   |                            |   |                  |  |      |       |       |   |            |  |      |       |  |  |       |   |                   |       |            |       |  |  |  |  |      |       |  |  |  |  |                   |       |  |  |
|   |   | <b>Esquina Canal Interior</b><br> | 0,35   | 27114  |   |                            | <b>Codo Bajada Frontal (Interior y Exterior)</b><br> | 0,35             | 27104  |      |       |       |   |            |  |      |       |  |  |       |   |                   |       |            |       |  |  |  |  |      |       |  |  |  |  |                   |       |  |  |
|   |   |  | <b>Esquina Canal Exterior</b><br> | 0,35   | 27115   |                            |   |                  |  |      |       |       | <b>Codo Bajada Lateral (Izquierdo y Derecho)</b><br> | 0,35       |  |      |       |  |  | 27105 |   |                   |       |            |       |  |  |  |  |      |       |  |  |  |  |                   |       |  |  |
|   |   |  |  | <b>Canal con Perforación</b><br>    | 0,35  | 27116                      |   |                  |  |      |       |       |   |            |  |      |       |  |  |       |   |                   |       |            |       |  |  |  | <b>Abrazadera Bajada de Agua</b><br> | 0,35 | 27118 |  |  |  |  |                   |       |  |  |
|   |   |  |  |  | <b>Boquilla Bajada Canal</b><br>           | 0,35                       |   |                  |  |      |       | 27117 |   |            |  |      |       |  |  |       |   |                   |       |            |       |  |  |  |  |      |       |  |  |  | <b>Desagüe</b><br> | 1000 x 267 x 0,35 | 27121 |  |  |

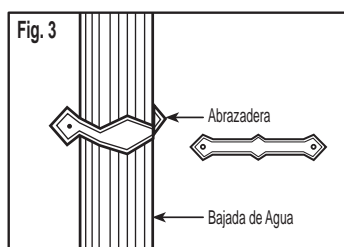
| Nombre Producto   | Medidas |     |     |    |     | $\alpha$ | Desarrollo mm | Espesor mm | Largo Pieza mm | Unidades Paquete | Nombre Producto  | Medidas |    |     |   |     | $\alpha$ | Desarrollo mm | Espesor mm | Largo Pieza mm | Unidades Paquete |
|---|---------|-----|-----|----|-----|----------|---------------|------------|----------------|------------------|--|---------|----|-----|---|-----|----------|---------------|------------|----------------|------------------|
|   | a       | b   | c   | d  | e   |          |               |            |                |                  |  | a       | b  | c   | d | e   |          |               |            |                |                  |
| Caballote<br>                | 20      | 25  |     |    |     | 50°      | 402           | 0,35       | 3000           | 12               | Tapa Canal (Derecha)<br>   | 94      | 85 | 130 |   |     | 0,35     |               | 12         |                |                  |
| Limahoya<br>                 | 96      | 50  | 110 |    |     | 35°      | 402           | 0,35       | 3000           | 12               | Gancho Soporte Canal (*)<br>   | 68      | 85 | 10  |   |     | 2,00     |               | 60         |                |                  |
| Cubre Alero<br>              | 50      | 37  |     |    |     |          | 100           | 0,35       | 3000           | 12               | Bajada de Agua<br>   | 53      | 80 |     |   | 267 | 0,35     | 2000          | 12         |                |                  |
| Canal de Agua<br>            | 92      | 83  | 87  | 17 | 127 |          | 303           | 0,35       | 3000           | 12               | Codo Bajada Frontal (Interior)<br>                                     | 53      | 80 |     |   | 267 | 0,35     | 300           | 12         |                |                  |
| Esquina Canal Interior<br>   | 127     | 320 |     |    |     |          | 303           | 0,35       |                | 12               | Codo Bajada Frontal (Exterior)<br>                                     | 53      | 80 |     |   | 267 | 0,35     | 300           | 12         |                |                  |
| Esquina Canal Exterior<br>   | 127     | 320 |     |    |     |          | 303           | 0,35       |                | 12               | Codo Bajada Lateral (Izquierdo)<br>                                    | 80      | 53 |     |   | 267 | 0,35     | 300           | 12         |                |                  |
| Canal con Perforación<br>  | 255     | 53  | 80  |    |     |          | 303           | 0,35       |                | 12               | Codo Bajada Lateral (Derecho)<br>                                    | 80      | 53 |     |   | 267 | 0,35     | 300           | 12         |                |                  |
| Boquilla Bajada Canal<br>  | 51      | 45  | 61  |    |     |          |               | 0,35       |                | 12               | Abrazadera Bajada de Agua<br>  | 340     | 46 |     |   |     | 0,35     |               | 24         |                |                  |
| Unión de Canal<br>         | 100     | 127 |     |    |     |          | 303           | 0,35       |                | 12               | Desagüe<br>  | 53      | 80 |     |   | 267 | 0,35     | 1000          | 12         |                |                  |
| Tapa Canal (Izquierda)<br> | 94      | 85  | 130 |    |     |          |               | 0,35       |                | 12               | <b>Productos fabricados en Acero Laminado en frío ASTM A653 Galvanizado</b><br><b>(*) Producto fabricado en Acero Laminado en caliente NCh A42-27 ES</b> |         |    |     |   |     |          |               |            |                |                  |



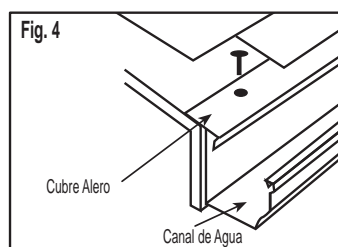
- Si desea unir una "Canal de Agua" en una esquina de la techumbre, utilice una "Esquina Canal Interior o Exterior", según corresponda. Para una mejor terminación usted puede utilizar una "Unión de Canal" para conectar el sistema. El esquema muestra los accesorios necesarios en este proceso. (Fig. 1)



- Cada "Bajada de Agua" y "Codo" tiene una MUESCA, esto permite que las partes se unan fácilmente al juntarlas efectuando una ligera presión. El utilizar "Codos" permite que la "Bajada de Agua" se apoye al muro. (Fig. 2)



- Cada 2 metros instale una "Abrazadera" para fijar la "Bajada de Agua" al muro. (Fig. 3)



- Apoye el funcionamiento del sistema colocando un "Cubre Alero" entre la techumbre y la "Canal de Agua". Utilice clavos de 1/2" cada 1,5 mts. (Fig. 4)